

# 1- AUB Banner

<https://www.aub.edu.lb/Pages/AUBSIS.aspx>

## 2- Enter your AUBnet username & Password (if new student please click on the link to activate your AUB email)

<https://www.aub.edu.lb/it/Pages/Accountcreationstudents.aspx>

Sign In to Continue

AUBnet Username

Password

Forgot Username or Password ?

After a successful sign in, Ellucian Ethos Identity uses a cookie in your browser to track your session. You can refer to our [Cookie Statement](#) for more details.

By signing in, you agree to our [Privacy Statement](#)

Continue

WSO2 Identity Server © 2022

## 3- Click on the square then Banner then Student Services

Banner

Student Services and Financial Aid >

Logon to Moodle

Blue-ICE Surveys at AUB

Personal Information >

Dynamic Course Schedule

Student Awards and Financial Aid >

Registration Notices: 3 Holds: 0

Notes: 0

CURRICULUM, HOURS & GPA

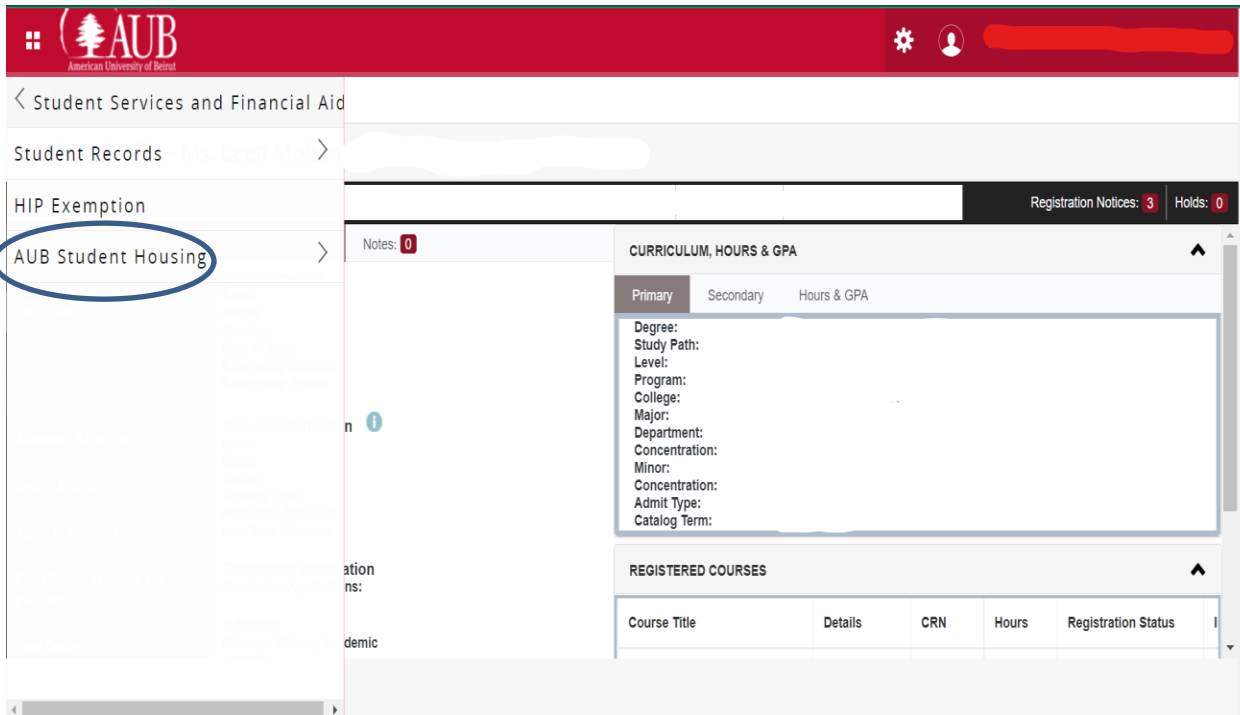
Primary Secondary Hours & GPA

Degree:  
Study Path:  
Level:  
Program:  
Colleges:  
Major:  
Department:  
Concentration:  
Minor:  
Admit Type:  
Catalog Term:

REGISTERED COURSES

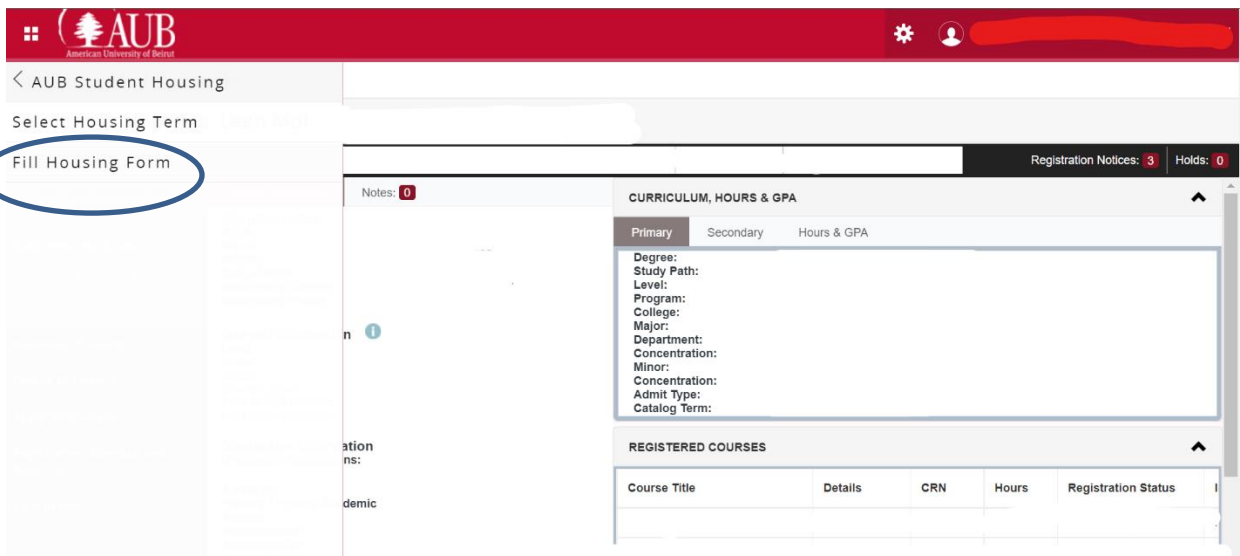
Course Title	Details	CRN	Hours	Registration Status
--------------	---------	-----	-------	---------------------

## 4- Click on Student Housing



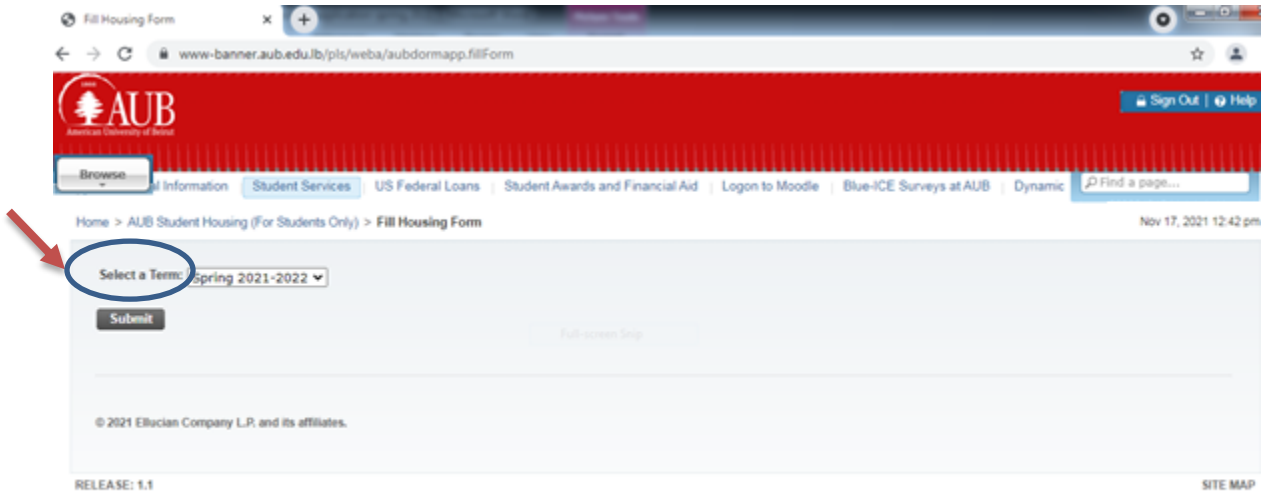
The screenshot shows the AUB student portal interface. The top navigation bar is red with the AUB logo on the left and a user profile icon on the right. Below the navigation bar, the breadcrumb trail reads '< Student Services and Financial Aid'. The main navigation menu on the left includes 'Student Records', 'HIP Exemption', and 'AUB Student Housing', which is circled in blue. A red arrow points to this menu item. The main content area displays 'Notes: 0' and 'CURRICULUM, HOURS & GPA' with tabs for 'Primary', 'Secondary', and 'Hours & GPA'. The 'Primary' tab is active, showing fields for Degree, Study Path, Level, Program, College, Major, Department, Concentration, Minor, Concentration, Admit Type, and Catalog Term. Below this is a 'REGISTERED COURSES' table with columns for Course Title, Details, CRN, Hours, and Registration Status. The top right corner shows 'Registration Notices: 3' and 'Holds: 0'.

## 5- Click on Fill Housing Form



The screenshot shows the AUB student portal interface. The top navigation bar is red with the AUB logo on the left and a user profile icon on the right. Below the navigation bar, the breadcrumb trail reads '< AUB Student Housing'. The main navigation menu on the left includes 'Select Housing Term' and 'Fill Housing Form', which is circled in blue. A red arrow points to this menu item. The main content area displays 'Notes: 0' and 'CURRICULUM, HOURS & GPA' with tabs for 'Primary', 'Secondary', and 'Hours & GPA'. The 'Primary' tab is active, showing fields for Degree, Study Path, Level, Program, College, Major, Department, Concentration, Minor, Concentration, Admit Type, and Catalog Term. Below this is a 'REGISTERED COURSES' table with columns for Course Title, Details, CRN, Hours, and Registration Status. The top right corner shows 'Registration Notices: 3' and 'Holds: 0'.

## 6- Select the term you are applying to



The screenshot shows a web browser window with the URL [www-banner.aub.edu.lb/pls/weba/aubdormapp.fillForm](http://www-banner.aub.edu.lb/pls/weba/aubdormapp.fillForm). The page header features the AUB logo and navigation links such as "Home Information", "Student Services", "US Federal Loans", "Student Awards and Financial Aid", "Logon to Moodle", "Blue-ICE Surveys at AUB", and "Dynamic". A search bar is also present. The main content area displays the breadcrumb "Home > AUB Student Housing (For Students Only) > Fill Housing Form" and the date "Nov 17, 2021 12:42 pm". A red arrow points to a dropdown menu labeled "Select a Term" with the selected option "Spring 2021-2022". Below the dropdown is a "Submit" button and a "Full-screen On/Off" link. The footer contains the copyright notice "© 2021 Ellucian Company L.P. and its affiliates.", the text "RELEASE: 1.1", and a "SITE MAP" link.

## 7- Fill the housing application including all details as requested and then click submit

Fill Housing Form

www-banner.aub.edu.lb/pts/web/aubdormapp/fillForm

**AUB** American University of Beirut Sign Out Help

Information Student Services US Federal Loans Student Awards and Financial Aid Logon to Moodle Blue-ICE Surveys at AUB Dynar Find a page...

### Dorm Application for term 202220 for student: 2022

Home > AUB Student Housing (For Students Only) > Fill Housing Form

Choose a Category/Rate and if you have a preferred roommate enter his/her student ID and then submit.

Preferred Category/Rate:

Preferred Roommate ID#:

Peer Contact ID#:

Disabilities/Special needs  
This information will not disadvantage your application.  
Please check the disabilities / special needs you have if applicable.

Sight  
 Hearing  
 Physical (moving, standing)

Security waiver declaration: Upon submitting the student housing application you hereby acknowledge that the University has an obligation to report that you are missing to the Lebanese Internal Security Forces (ISF) within 24 hours of the time the Protection Office has determined that you are missing.  
The University will provide the ISF with any and all information regarding your residency, including but not limited to the time you have last been seen or contacts of persons that might have information on your whereabouts.

Confidentiality waiver declaration: I hereby authorize the American University of Beirut Medical Center (AUBMC) including the clinics, its physicians, and staff to release to the Dean of Student Affairs and/or the Director of the Counseling Center at the American University of Beirut, and/or their designees, medical information, documents, and records that relate to my mental and psychiatric health and treatment at AUBMC, including information, reports and records held at the AUBMC clinics. For such purpose, I hereby waive my right to medical secrecy, and I release from all liability, including, but not limited for libel, slander, breach of privacy and confidentiality, AUBMC, its physicians and staff whom provide information, documents and records pursuant to this consent.

You hereby allow the University to contact the below person in case you are determined missing by the Protection Office or any local enforcement agency.

Contact Person (First Name, Last Name):

Contact Information (Address, Phone Nb):

Same as Emergency

Waiting for www-banner.aub.edu.lb... eflucian