

Instrument Name	Type	Magnification	Camera	Fluorescence	Room	Room Name	Tag	Notes
Advanced Microscopy Core								
Confocal-Zeiss-LSM710-T-PMT	CONFOCAL-Inverted	10, 20, 40, 100	☉	Yes	312a	Advanced Microscopy Core	AUB 000039742	
Fluorescent Imaging- Zeiss-Axio Observer Z1	Inverted	10, 20, 40, 100	☉	Yes	312a	Advanced Microscopy Core	AUB 000053664	
Laser Dissection System-LMD 6500	Upright	5, 10, 20, 40, 63	☉	Yes	312a	Advanced Microscopy Core	AUB 000041426	



Inverted								
Olympus CX41	Inverted	4,10,20,40	No	No	B137	Biosafety Level 3 Tis. Cult.	AUB000038221	Has camera port
Zeiss-Axiovert 25	Inverted	5, 10, 40, 100	No	Yes	B132	CIDR	FMHS152407	Has camera port
Zeiss-Axiovert 25	Inverted	4, 10, 20	No	No	308a	COE Stem Cells SC1	FMHS 151446	Has camera port
Zeiss-Primovert	Inverted	4, 10, 1920	☉	No	308b	COE Stem Cells SC2	AUB 000040657	No computer, save photos on SD card
Zeiss-Axiovert 40 C	Inverted	5, 10, 20	No	No	308c	COE Primary Culture	AUB 000039671	Has camera port
Zeiss-Axiovert 200	Inverted	5, 10, 40, 100	☉	yes	308	COE Stem Cells	AUB 000039670	
Olympus-IX 50	Inverted	5, 10, 20, 40	No	No	308	COE Stem Cells	FMHS 137585	
Zeiss-Axiovert A1	Inverted	10, 20, 40	☉	Yes	312c	COE Cancer Cells CC2	AUB 000040667	
Zeiss-Axiovert 25	Inverted	4, 10, 20	No	No	312d	COE Cancer Cells CC1	FMHS 147996	
Nikon-TS 100 Eclipse	Inverted	4, 10	☉	No	345	Dr. Zouein/Eid/Zeidan	AUB 000037889	Camera is CCD-video
Leica DMI1	Inverted	5,10,20,40	☉	No	344	3rd Tissue Culture Suite	AUB 000038223	No computer, save photos on SD card
Leica DMI1 LED	Inverted	5,10, 20, 40	☉	Yes	447	4th Tissue Culture Suite	AUB 000038222	GFP (LED) CCD camera, computer

Dissecting								
Zeiss-Stemi DV4	Dissecting	N/A	No	No	353a	Fly Room	AUB 000040647	
Zeiss-Stemi DV4	Dissecting	N/A	No	No	353a	Fly Room	AUB 000040689	
S-Z61 Olympus	Dissecting	N/A	yes	No	353a	Fly Room	No Tag	
Vanguard	Dissecting	N/A	☉	No	308c	Primary Cell Culture	AUB 00008575	
Vanguard	Dissecting	N/A	No	No	345	Dr. Kobeissy Lab	Need Tag	
Zeiss-Stemi DV4	Dissecting	N/A	No	No	105-d	ACF/FS2	AUB 000040666	
Olympus SZ Stu1	Dissecting	N/A	No	No	337	Dr. Sabra/Al-Yazbi	FMHS149371	

Upright Fluorescent								
Upright Fluor.-Olympus-BH2	Upright	10, 20, 40, 60, 100	☉	Yes	456a	Ultracentrifuge	AUB 000014991	







 **Leica DMiL LED**
 Inverted
 5X,10X,20X
 Fluorescence/GFP
 Camera/computer


 **Olympus BH-2**
 Upright
 10X,20X,40X,60X,100X
 Fluorescence
 +Camera/computer


Fourth


Advanced Microscopy Core


-  **Zeiss LSM710**
Confocal Microscope
Inverted
10X,20X,40X,100X
Fluorescence+camera
-  **Zeiss Axio Observer Z1**
Inverted
10X,20X,40X,100X
High Resolution Fluorescence
+ camera/computer
-  **Leica LMD6500**
Laser Dissection Microscope
Upright
5X,10X,20X,40X,63X
Fluorescence+ camera


-  **Zeiss Axiovert A1**
Inverted
10X,20X,40X
Fluorescence
+camera/computer


-  **Primary Tissue Culture**
Vanguard Inverted
5X,10X,20X,40X
No Fluorescence
+Camera/computer
+Vanguard Dissecting


-  **Zeiss Primovert-LCD**
Inverted
4X,10X,20X
No Fluorescence
Camera LCD+USB

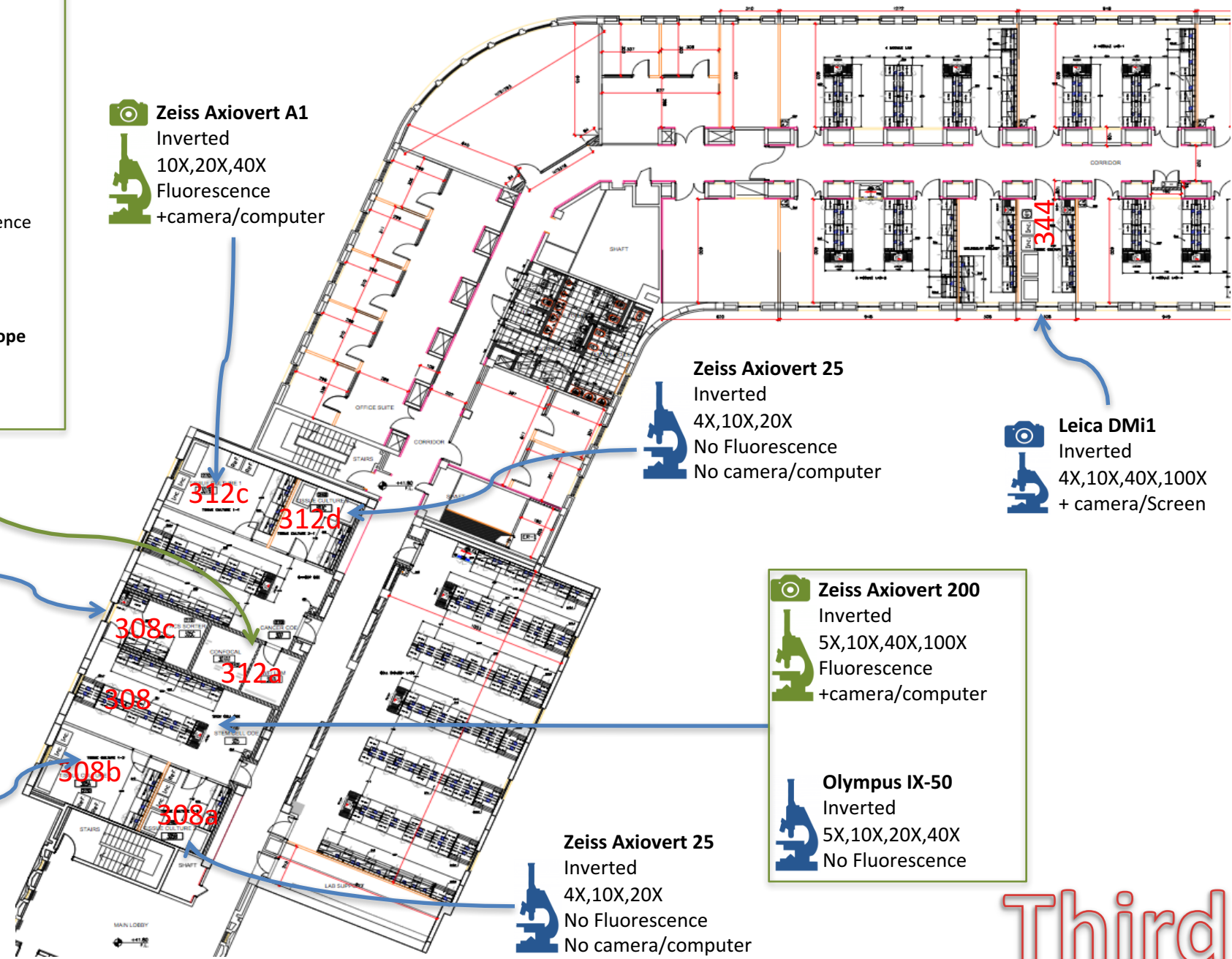
-  **Zeiss Axiovert 25**
Inverted
4X,10X,20X
No Fluorescence
No camera/computer

-  **Leica DMI1**
Inverted
4X,10X,40X,100X
+ camera/Screen

-  **Zeiss Axiovert 200**
Inverted
5X,10X,40X,100X
Fluorescence
+camera/computer

-  **Olympus IX-50**
Inverted
5X,10X,20X,40X
No Fluorescence

-  **Zeiss Axiovert 25**
Inverted
4X,10X,20X
No Fluorescence
No camera/computer



Third



CIDR
CORE LABORATORY
B132

B137

B141

Area not included in the scope



Olympus CX41
Inverted
5X,10X,20X,40X
Fluorescence
No camera/computer



Zeiss Axiovert 25
Inverted
5X,10X,40X,100X
No Fluorescence
No camera/computer

Basement